

When doing your own research, you most likely have Windows Home edition with an OEM License. See if what you are reading, particularly on Microsoft.com, is for OEM, Retail, Volume, or LTSE License. [Windows Enterprise long-term servicing channel (LTSC)] (Editions: Enterprise, Enterprise N, Home Basic, Home Premium, Home Premium N, Professional, Professional for Embedded Systems, Professional N, Starter, Starter N, Ultimate, Ultimate for Embedded Systems, Ultimate N)

Windows 10

Windows 10 Home and Pro Jul 29, 2015 Oct 14, 2025

Support for Windows Mail, Calendar, and People ended on December 31, 2024.

Existing installations of Paint 3D will continue to work, but the app is no longer available for download from the Microsoft Store.

Word Pad will be removed from all editions of Windows starting in Windows 11, version 24H2. We recommend Microsoft Word for rich text documents like .doc and .rtf and Windows Notepad for plain text documents like .txt.

The following apps will not be removed on upgrade but will no longer be installed on new devices or when clean-installing Windows 11. They are available for download from the Store:

- 3D Viewer
- OneNote for Windows 10
- Skype

Windows 11

Windows 11 Home and Pro Oct 4, 2021

Is your computer capable of running Windows 11?

- Processor: 1 gigahertz (GHz) or faster with 2 or more cores on [a compatible 64-bit processor or System on a Chip \(SoC\)](#)
- RAM: 4 gigabyte (GB)
- Storage: 64 GB or larger storage device
- System firmware: UEFI, Secure Boot capable. (This has been around since Windows 7.)
- System firmware: Trusted Platform Module (TPM) version 2.0
- Graphics card: Compatible with DirectX 12 or later with WDDM 2.0 driver
- S mode is only supported on Home edition of Windows 11. If you are running a different edition of Windows in S mode, you will need to first [switch out of S mode](#) prior to upgrading.

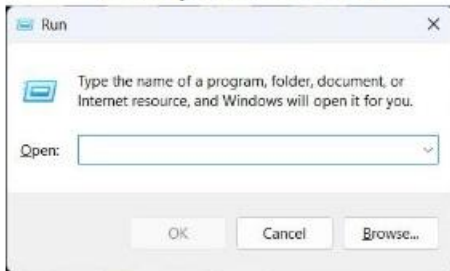
What Windows version are you running? Window-key +R -> winver

What Windows version do I have?

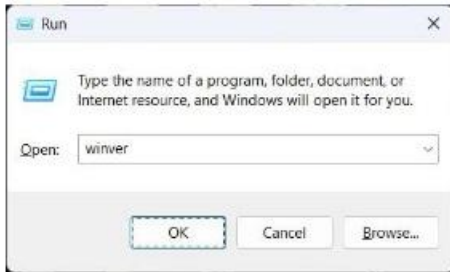
Type the 'Windows' key and the 'R' key together.



That brings up the 'Run' window.



Type 'winver' in the box and click 'OK'.



A window with your version appears.



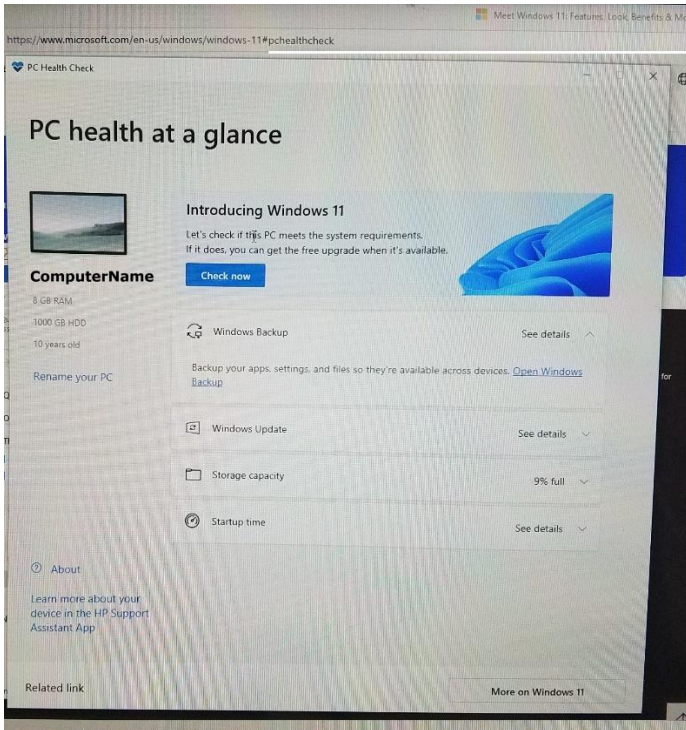
OR



Test your hardware:

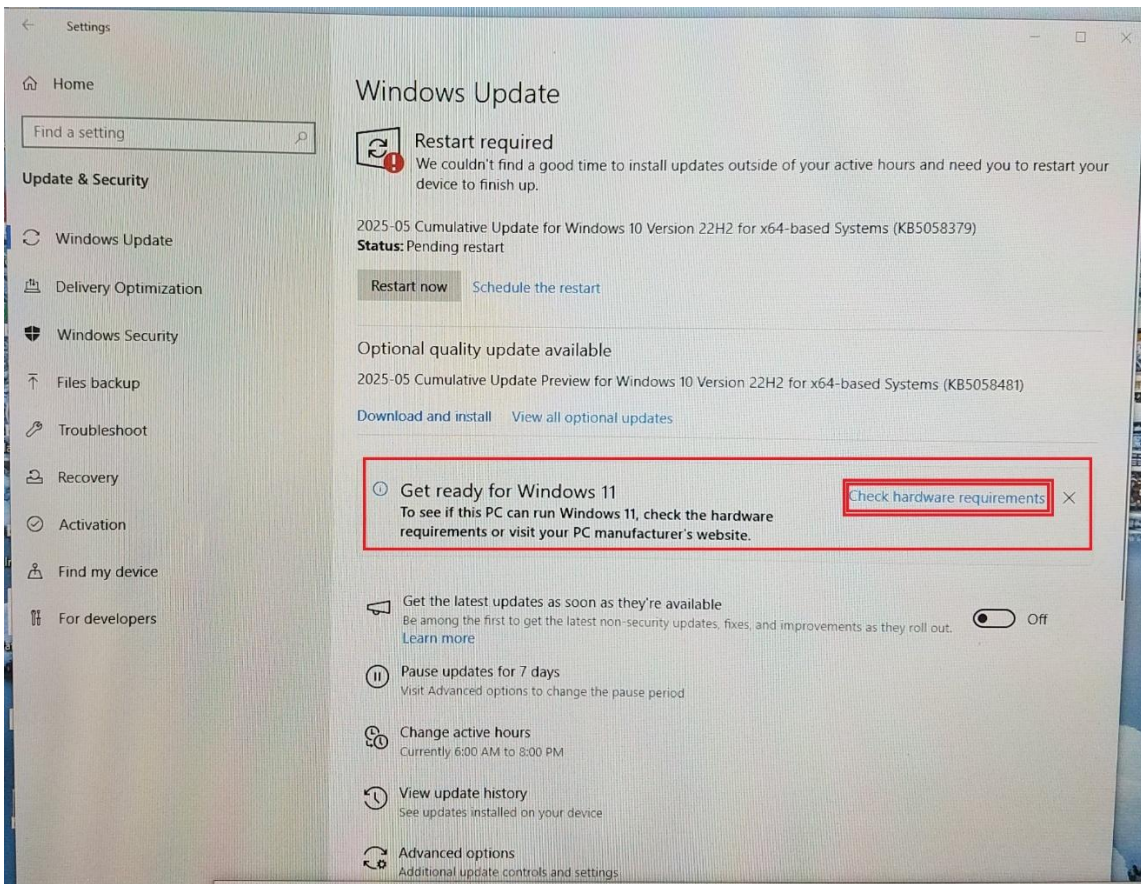
Either

Download & run PC Health Check

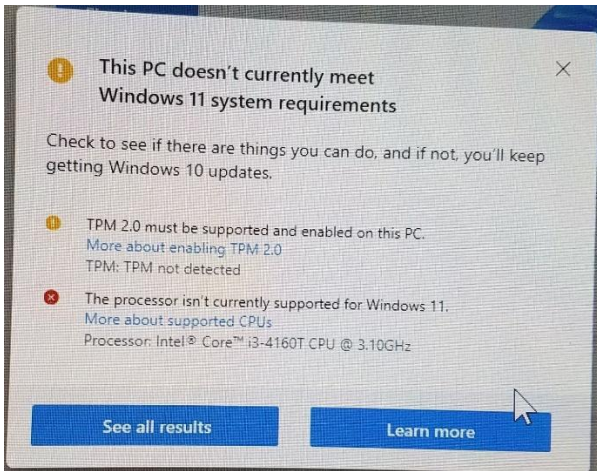


OR

Within Windows UPDATE



Result:



Options:

- 1.) If your computer is compatible with Windows 11, you can upgrade.
 - a.) Easiest way to upgrade is through Settings -> Windows Update
 - b.) If you experience hardware or software problems after the upgrade, you can roll back to Windows 10 within the first 10 days. After that you need to do a clean install of Windows 10 to downgrade.
- 2.) If not compatible:
 - a.) Buy a new computer
 - b.) Don't upgrade
 - a. Purchase antivirus (and malware) protection software.
 - b. Pay for security updates (\$30 first year), if the ESU not extended purchase antivirus, malware software. Be aware that no quality or feature updates will happen so over time some programs may not work as well/fully
 - c.) Windows 365 option
 - a. Monthly fee (\$31/mo).
 - b. Use your Windows 10 computer and run Windows 11 in the cloud. You have a virtual Windows 11 computer.
- 3.) Will your software run?
 - a.) The software on your computer that you have been using will still work. (I have a Photobooth program that I purchased in 2011 to run on Windows XP. I'm still running it on a Windows 11 computer.)
 - b.) Many of the things you do are on the web, and your browser will continue to function.
 - c.) Over time, subscription software (ex: Microsoft Office 365) may receive updates and features that won't be compatible with your version of Windows.
 - d.) New security features (TPM Trusted Platform is on the motherboard) may not be available on the older hardware.

Why some people don't want to upgrade

<https://www.xda-developers.com/with-every-update-feels-like-windows-11-gets-worse/>

- a.) “Windows 8 first introduced the ability to sign in with a Microsoft account, and with Windows 10, it became mandatory for Home edition users — with a simple workaround.... The requirement for a Microsoft account is now applied to Pro editions of Windows 11, too, and Microsoft has been trying harder and harder to crack down on workarounds like disconnecting from the internet.”
- b.) “Copilot is still being pushed today in all kinds of ways.”
- c.) “OneDrive is integrated more and more deeply into the OS, and backups are enabled by default with no user input during the initial setup. A good feature, except OneDrive only offers 5GB of free storage.”
- d.) <https://learn.microsoft.com/en-us/windows/ai/recall/>
“Recall “For users who opt-in ..., Windows will regularly save snapshots of the customer's screen and store them locally.”